



# BIG RED BUTTON®

www.bigredbutton.com.au



## KEYSTROKE MAPPING GUIDE



Refer to the Mapping Configuration guide for available keystrokes.

Changing of keystrokes for the Big Red Button is as simple as changing the positions of the DIP Switches featured on the Big Red Button board.

Simply remove the bottom base plate of the Big Red Button to access the board, and using either a small screw driver or end of a paper clip gently slide the DIP Switches into the desired positions.

Following is a configuration guide highlighting the available keystrokes.

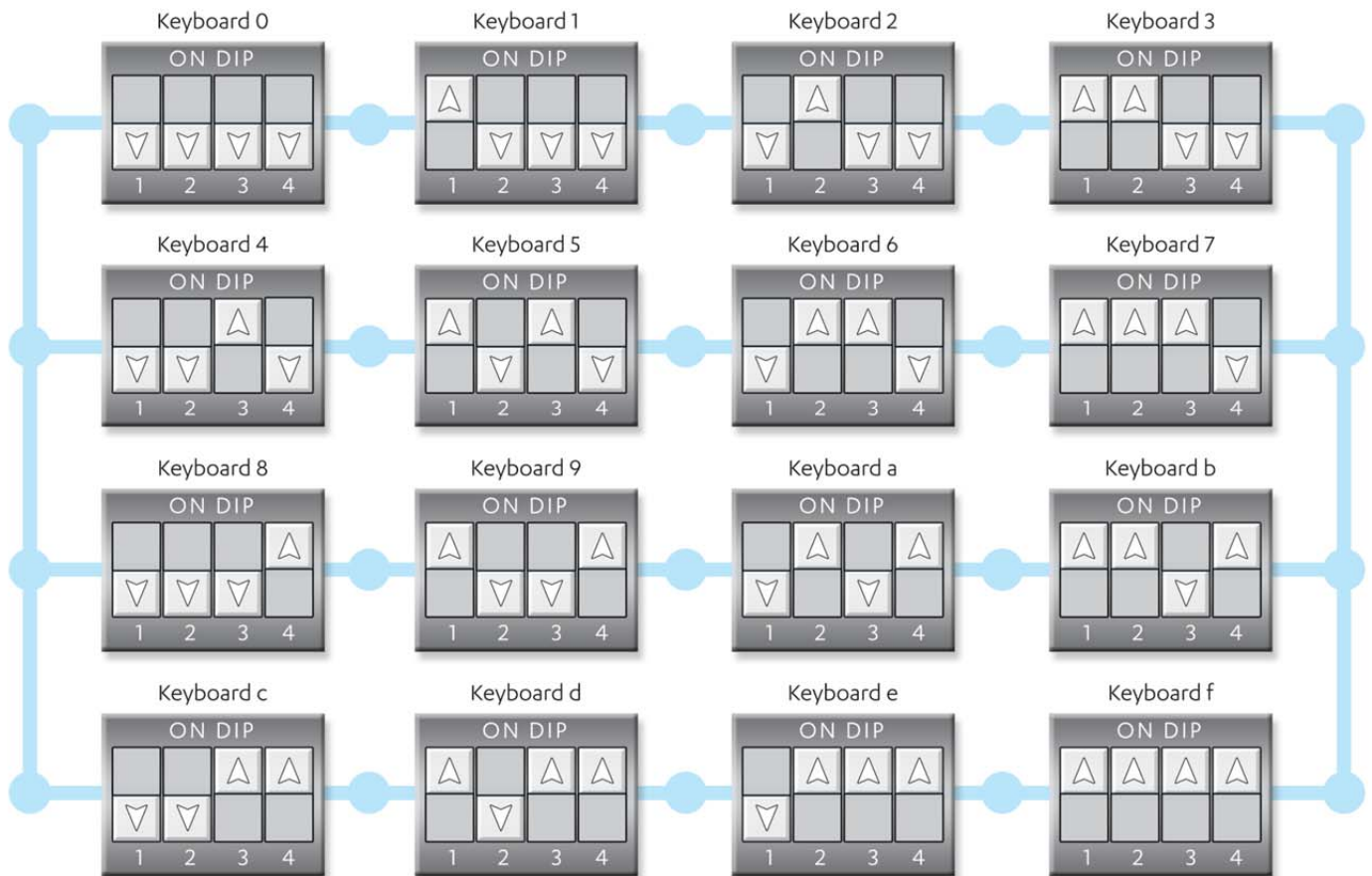
# BIG RED BUTTON®

www.bigredbutton.com.au



## BIG RED BUTTON KEYSTROKE MAPPING CONFIGURATION

Windows OS



# BIG RED BUTTON®

www.bigredbutton.com.au



## BIG RED BUTTON KEYSTROKE MAPPING CONFIGURATION

Apple OSX - US Keyboard Selected

